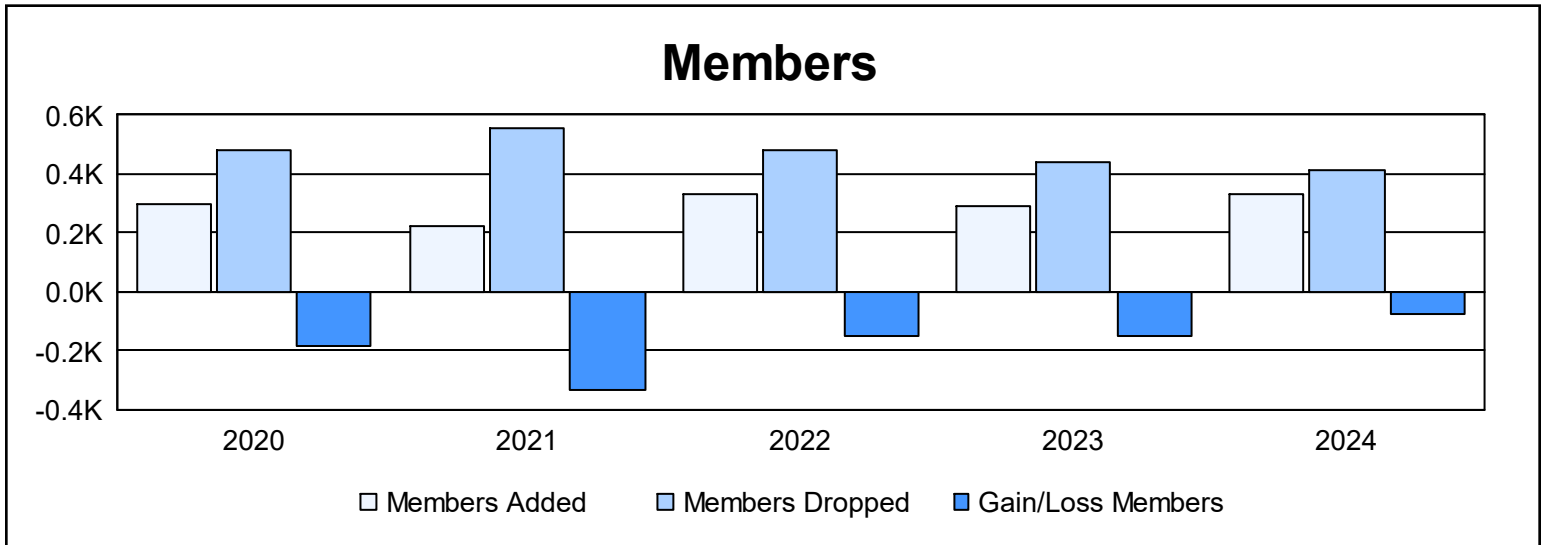
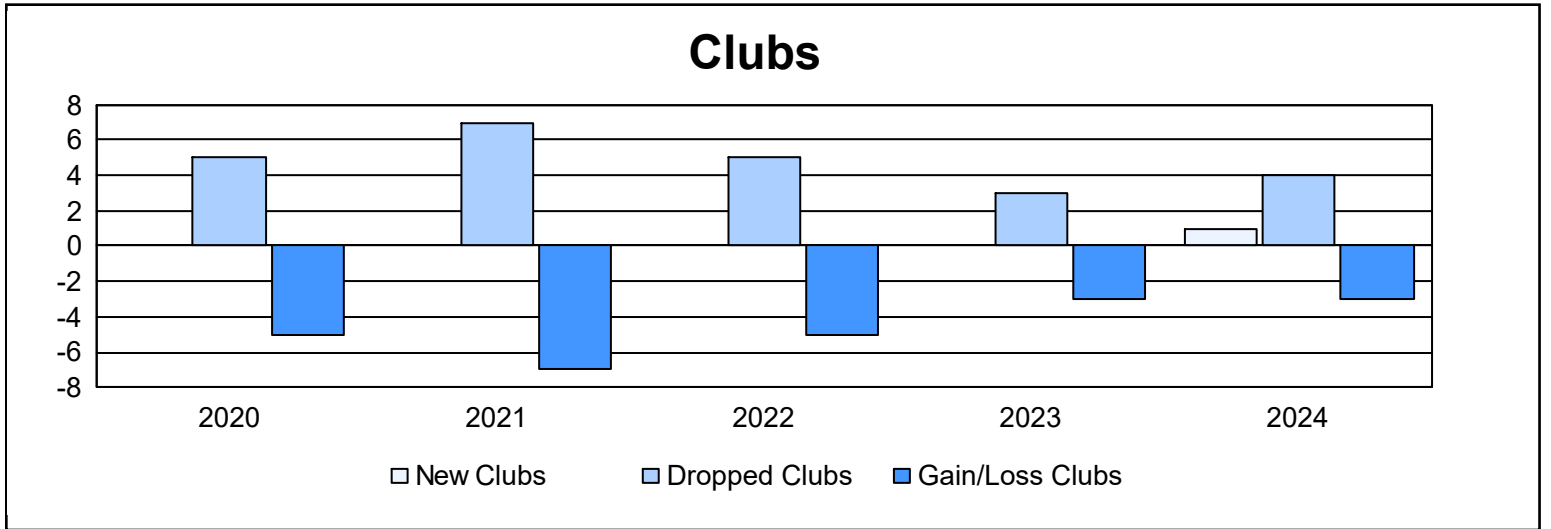


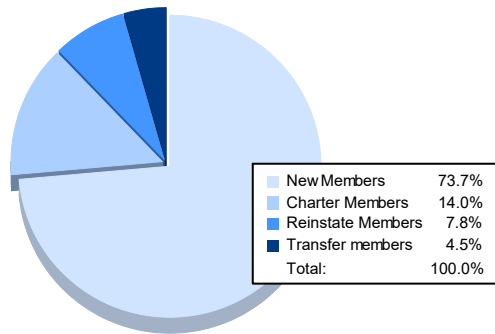
Multiple District 3

As of June 2024 Cumulative

Year	New Clubs	Dropped Clubs	Gain/ Loss Clubs	New Members	Charter Members	Reinstate Members	Transfer Members	Total Member Added	Total Members Dropped	Gain/ Loss Members
2019-2020	0	5	-5	220	2	43	32	297	484	-187
2020-2021	0	7	-7	191	4	10	19	224	557	-333
2021-2022	0	5	-5	281	0	39	12	332	481	-149
2022-2023	0	3	-3	252	0	21	17	290	440	-150
2023-2024	1	4	-3	247	47	26	15	335	413	-78
Average	0	5	-5	238	11	28	19	296	475	-179



Membership Composition June 2024 Cumulative



Gender Composition June 2024 Cumulative

